

## MT24 MIXER/AMPLIFIER 250W RMS

A powerful 250 Watt RMS Mixer/amplifier with 6 separate channels, 3 with both balanced Mic and line inputs and 3 auxiliary low sensibility inputs. 15 effect Digital Effects Module incorporated. Various inputs and outputs for flexible use with other equipment. 300mm woofer and 250 mm x 100 mm Horn unit.

### TECHNICAL CHARACTERISTICS

**POWER OUTPUT:** 250W RMS  
**IMPEDANCE:** 8Ω  
**SPEAKERS:** 300 mm Woofer  
 250 mm x 100 mm Horn unit.  
**FREQ. RESPONSE:** 40Hz - 20kHz  
**INPUTS:** 3 channels with balanced line Mic inputs + line inputs and 3 Aux channels with one input each.

### BALANCED MIC/LINE

**CHANNEL CONTROLS:** Separate Volume, Bass, Middle, Treble and Effect controls on each channel.

### AUX INPUT CHANNEL

**CONTROLS:** Separate Volume control for each channel.



Rear view of MT24 showing the control panel in detail



Front view of MT24

### MASTER VOLUME CONTROL

**PRE OUT:** for connection to external mixer or powered speaker - e.g. MT20.

**MAIN IN:** for connection of output from a mixer or other high signal level output unit.

**OUTPUT:** for connection to powered speaker - e.g. MT20 or MT12A.

(See connections diagram on page 2)

### EFFECTS ON/OFF PEDAL JACK.


**RECORDING OUTPUTS with REC. OUTPUT VOLUME CONTROL.**

**DIGITAL EFFECTS:** Delay 1, Delay 2, Delay 3, Delay 4, Delay 5, Cathedral, Large Hall, Mid Hall, Large Room, Small Room, Plate, Percussion, Vocal 1, Vocal 2, Vocal 3, OFF.

**DIMENSIONS:** 50 (h) x 37 (w) x 40 (d)

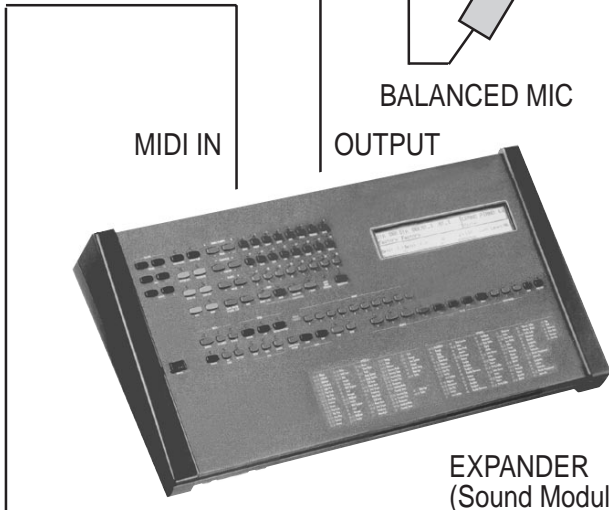
**WEIGHT:** 22 Kg

EXAMPLE OF SOME TYPICAL CONNECTIONS FOR USE WITH THE MT24 MIXER/AMPLIFIER

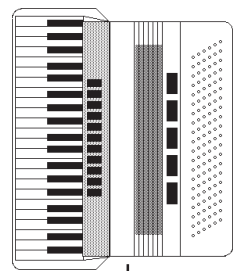


DETAILS OF THE DIGITAL EFFECTS CONTROL

Note: the MT 24 can be supplemented by a supplementary powered speaker for an **overall power output** of 500 Watt RMS (with MT20) or 370 Watt RMS (with MT 12A).



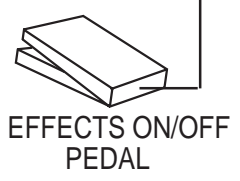
EXPANDER (Sound Module)



MIDI ACCORDION (with KING MAJOR etc.)



SUPPLEMENTARY POWERED SPEAKER (MT20 or MT12A).



EFFECTS ON/OFF PEDAL